

WHY BUY A TIFFIN MOTORHOME?

The Best Limited Warranty in the Business

10-YEAR UNITIZED CONSTRUCTION WARRANTY

THE STRUCTURAL INTEGRITY OF THE ENTIRE COACH IS GUARANTEED FOR THE NEXT 10 YEARS. THIS INCLUDES WALL SEPARATION AND INNER FRAME WEAKNESS.

5-YEAR "HYDRA-VAC" LAMINATION WARRANTY

WE GUARANTEE AGAINST ALL EXTERIOR FIBERGLASS DELAMINATION OR WALL SEPARATION.

We can make these guarantees, and no one else can come close to them, because we take the extra steps and make the extra investment in the building methods and materials that support these extraordinary guarantees. It's not the cheapest way to build motorhomes, but it is the best way. It's the Tiffin way.

Service After the Sale

The feeling of freedom, of being able to go anywhere you want, is something that can't really be put into words. It's kind of like the feeling you get when buying a Tiffin. It's a freedom, too. A kind of confidence and peace of mind that you just can't get from other manufacturers. We not only stand behind every coach we sell, but we stand behind every customer as well. Because we don't want anything to detract from your unique experiences exploring the world in a Tiffin. So when you slide behind the wheel of one of our motorhomes, just look over your shoulder. There's an entire company riding right there behind you—every mile of the way.

DEALER:

ALLEGRO



www.tiffinmotorhomes.com



TIFFIN MOTORHOMES, Inc. 105 2nd Street NW Red Bay, Alabama 35582 CALL 256.356.8661 FAX 256.356.8219

The following names are registered trademarks of Tiffin Motorhomes: Open Road®, Phaeton®, Allegro®, Allegro Bay®, Allegro Bus®, Zephyr®, Roughing It Smoothly®, and Pusher®.



'05

WHEREVER
YOU GO, WE GO.



Running away from home
is still an option,
you know.

Remember when you were a kid, and you couldn't wait to grow up so that you could finally do whatever you wanted? And then you grew up. Homework was replaced with "to-do" lists. School fundraisers were replaced with mortgage payments. But just because you're saddled with the responsibilities of adulthood doesn't mean you can't run away from it all every once in a while. And what better way than in the Allegro—the original Tiffin motorhome? With comforts like the full-service galley and the standard flat-screen TV, backed by one of the best warranties you could ever ask for, running away from home has never been easier. Or more fun.



ALLEGRO COCKPIT



Built atop the STURDY I-BEAM CHASSIS construction, the cockpit affords the driver and passengers an incredibly smooth ride. Standard controls that are used while driving—such as the

REARVIEW CAMERA, and those that are utilized once you are parked, like the leveling jacks—are within EASY REACH up front. And both forward seats can be swiveled around to add extra seating to the already spacious living room that features a standard 24" FLAT SCREEN TV.

ALLEGRO LIVING AREA



BEACHES

The ROOMY LIVING AREA gives you and your guests plenty of space to move around, but the cabinet storage is what many people appreciate the most. The redesigned galley cabinets provide ample storage space and feature solid hardwood doors.

And the newly UPDATED WINDOW TREATMENTS and interior PADDED VINYL CEILING are examples of the attention to the smaller details that make the living space so enjoyable.

ALLEGRO BEDROOM



BEACHES



Some floor plans have slideouts with raised, walk-around queen size beds that give PLENTY OF STORAGE underneath and lots of EXTRA FLOOR SPACE for moving around the room. Details such as TWO NIGHT STANDS

allow for even more storage, while the double wall lamps provide ample lighting over the bed. A VANITY/DESK combination that can double as a MAKE-UP TABLE or LAPTOP STATION adds another touch of functionality.

ALLEGRO BATHROOM

FABRICS & CABINETS



BEACHES



Bedroom



Bedroom Accent



Sofa



Living Area Accent



Natural Maple

CAPPUCCINO



Bedroom



Bedroom Accent



Sofa



Living Area Accent



Oak

MARINE



Bedroom



Bedroom Accent



Sofa



Living Area Accent



Carpet

The bathroom is highlighted by the NEW WALLBOARD and TILE FLOORING, and includes a LARGE RAIN GLASS SHOWER DOOR, a spacious vanity and oval sink. Like all of our frames and cabinets, all fiberglass parts are manufactured locally, helping to ensure the most stringent quality control.

Our fabric designs and choices of wood grain are sure to suit every taste. All cabinet finishes are available in combination with all fabric schemes.

EXTERIOR PAINT COLORS

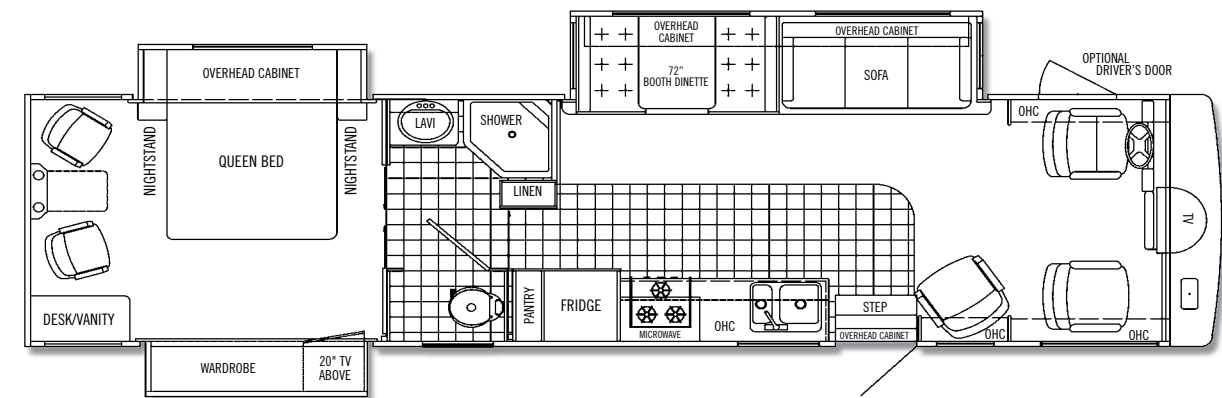
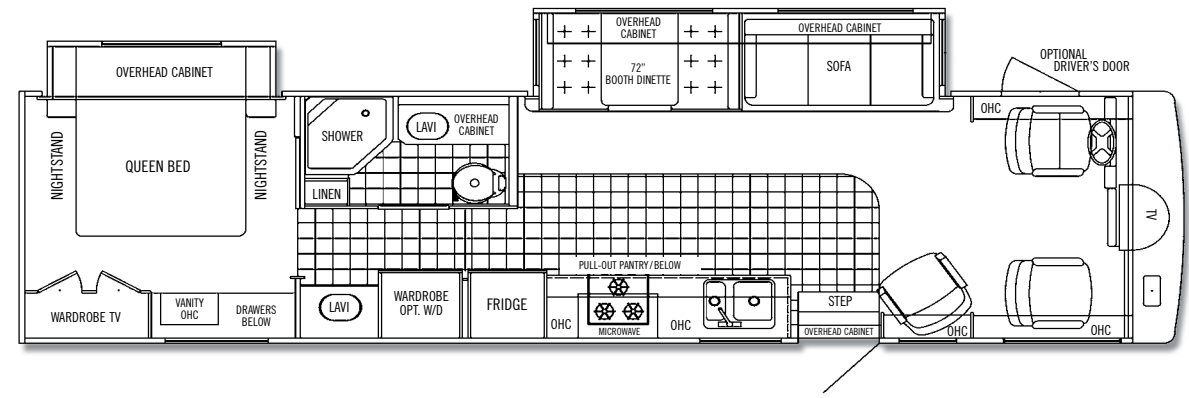
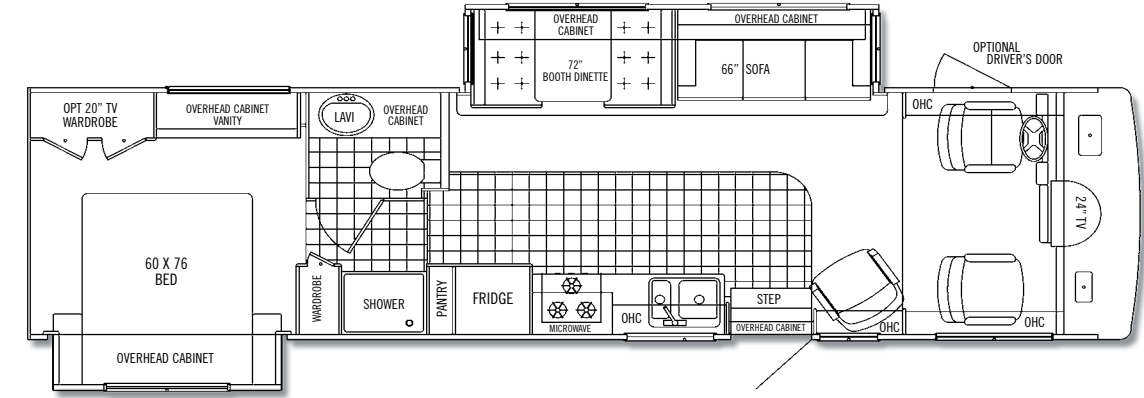
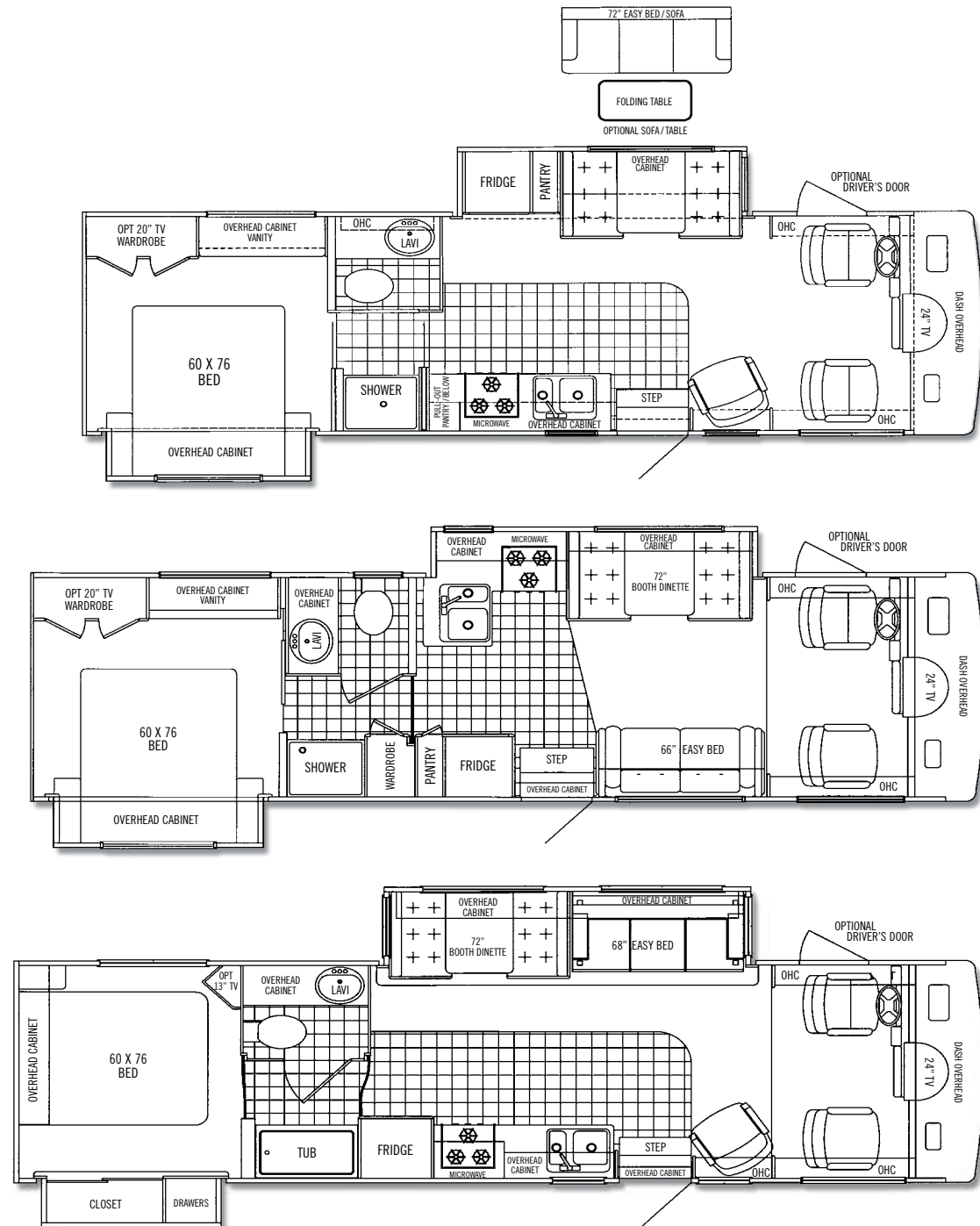
ALLEGRO FLOORPLANS '05



CHILI SPICE PARTIAL BODY



MOCHA FROST PARTIAL BODY



ADDITIONAL FLOORPLANS MAY BE AVAILABLE ON OUR WEBSITE.
www.tiffinmotorhomes.com

Aside from our unparalleled customer service, one of the things that Tiffin has been known for over the years is innovative, functional floor plans.

ALLEGRO SPECIFICATIONS

AUTOMOTIVE

STANDARD EQUIPMENT ON ALL MODELS:

- 4R100 4-Speed Automatic Transmission with Overdrive (Ford)
- 1000MH Series 5-Speed Automatic Allison Transmission with Overdrive (Workhorse)
- Leveling Jacks
- Cruise Control
- Emergency Start Switch

FORD CHASSIS	MODEL	28 DA	30 DA	31 DA	32 BA	34 WA	35 TSA
Engine - 310 HP		6.8 L V10	6.8 L V10	6.8 L V10	6.8 L V10	6.8 L V10	6.8 L V10
Torque (Lb.-Ft.)		425 @ 2650	425 @ 2650	425 @ 2650	425 @ 2650	425 @ 2650	425 @ 2650
GVWR		20,500	20,500	20,500	20,500	20,500	20,500
GAWR – Front		7,000	7,000	7,000	7,000	7,000	7,000
GAWR – Rear		13,500	13,500	13,500	13,500	13,500	13,500
GCWR		26,000	26,000	26,000	26,000	26,000	26,000
UVW		15,300	15,300	16,832	16,910	17,160	TBD
Overall Height with Roof Air		11' 9"	11' 9"	11' 9"	11' 9"	11' 9"	11' 9"
Wheel Base		208	208	208	228	228	TBD
Tire Size		245/70R 19.5	245/70R 19.5	245/70R 19.5	245/70R 19.5	245/70R 19.5	245/70R 19.5
Fuel Tank (Gallons)		75	75	75	75	75	75
Alternator Amps		130	130	130	130	130	130
Trailer Hitch Capacity		5,000	5,000	5,000	5,000	5,000	5,000

WORKHORSE CHASSIS	MODEL	28 DA	30 DA	31 DA	32 BA	34 WA	35 TSA
Engine - 340 HP		NA	8.1 L V8	8.1 L V8	8.1 L V8	8.1 L V8	8.1 L V8
Torque (Lb.-Ft.)		NA	455 @ 3200	455 @ 3200	455 @ 3200	455 @ 3200	455 @ 3200
GVWR		NA	20,700	20,700	20,700	20,700	20,700
GAWR – Front		NA	7,500	7,500	7,500	7,500	7,500
GAWR – Rear		NA	13,500	13,500	13,500	13,500	13,500
GCWR		NA	26,000	26,000	26,000	26,000	26,000
UVW		NA	15,220	16,320	16,820	17,280	TBD
Overall Height with Roof Air		NA	11'11"	11'11"	11'11"	11'11"	11'11"
Wheel Base		NA	208	208	228	228	228
Tire Size		NA	245/70R 19.5	245/70R 19.5	245/70R 19.5	245/70R 19.5	245/70R 19.5
Fuel Tank (Gallons)		NA	75	75	75	75	75
Alternator Amps		NA	130	130	130	130	130
Trailer Hitch Capacity		NA	5,000	5,000	5,000	5,000	5,000

OVERALL	MODEL	28 DA	30 DA	31 DA	32 BA	34 WA	35 TSA
Overall Length – Approximately		27' 7"	31' 3"	32' 1"	32' 10"	34' 7"	TBD
Interior Height		80"	80"	80"	80"	80"	80"
Overall Width		101"	101"	101"	101"	101"	101"
Interior Width		96"	96"	96"	96"	96"	96"
Fresh Water (Gallons)		53	53	40	53	53	TBD
Black Water (Gallons)		38	35	40	35	35	TBD
Grey Water (Gallons)		40	70	50	70	TBD	TBD
LPG Tank (Gallons; can only be filled to 80% capacity)		24	24	24	24	24	24
Minimum Garage Height		13'	13'	13'	13'	13'	13'

STRUCTURAL

STANDARD EQUIPMENT ON ALL MODELS:

- Laminated Floor, Sidewall & Roof
- Steel / Aluminum Reinforced Structure

EXTERIOR

STANDARD EQUIPMENT ON ALL MODELS:

- Fiberglass Front & Rear Caps
- Large Tinted Windshield
- 4.0 Kw Onan Generator (Will operate only one roof A/C unit. Includes 30 Amp Service)
- 1 - 13,500 BTU High Profile Roof A/C (High Efficiency)
- Double Electric Step
- 1/4" Thick Single Pane Windows
- Single Motor Intermittent Wiper
- Heated Power Mirrors
- Gel-Coat Fiberglass Walls
- Exterior Graphics & Paint
- Exterior Patio Light
- Manual Patio Awning
- Slideout Awning(s)
- Wheel Liners
- Exterior Storage Doors with Gas Shocks
- Ridged Long-Life Storage Boxes
- Single Handle Lockable Storage Door Latches
- Heated Water and Holding Tank Compartments
- Two 6v Auxiliary Batteries
- Park Telephone Ready
- TV Antenna
- Cable Ready TV
- Black Holding Tank Flush System
- Exterior Rinse Hose/Shower
- Backup Camera and Monitor
- 110v Exterior Receptacle
- 110v/12v Converter
- Undercoating
- Domed Fiberglass Roof
- Roof Ladder
- Spare Tire

	MODEL	28 DA	30 DA	31 DA	32 BA	34 WA	35 TSA
5.5 Kw Onan Generator (Will operate two roof A/C units and no other appliances at the same time. Includes 50 Amp Service)		0	0	0	0	0	0
7.0 Kw Onan Generator (Includes 50 Amp Service)		0	0	0	0	0	0
Slideout Room(s)		2	2	2	2	2	3
Driver's Door with Power Window		0	0	0	0	0	0
Semi-Automatic Kingdome		0	0	0	0	0	0
CB Antenna		0	0	0	0	0	0
Cellular Phone Antenna		0	0	0	0	0	0

EXTERIOR cont'd

	MODEL	28 DA	30 DA	31 DA	32 BA	34 WA	35 TSA
2 - 13,500 BTU High Profile Roof A/C (High Efficiency)		0	0	0	0	0	0
1 - 15,000 BTU High Profile Roof A/C with Heat Pump (requires 5.5 or 7.0 generator)		0	0	0	0	0	0
Rear Window		0	0	0	0	0	0
TruCenter Steering System		0	0	0	0	0	0

DRIVER'S COMPARTMENT

STANDARD EQUIPMENT ON ALL MODELS:

- Entry Floor Light
- Step Switch and 12v Disconnect Switch
- Snack / Beverage Tray
- Non-powered Cloth Passenger & Driver Seats (Flexsteel)
- Automotive Padded Dash
- Lighted Instrument Panel
- Single CD Player AM/FM Stereo
- 12v Dash Receptacle
- Tilt Steering Wheel
- Dual Dash Fans
- Windshield Privacy Curtain
- 24" Color Flatscreen TV (Front)
- Fire Extinguisher

	MODEL	28 DA	30 DA	31 DA	32 BA	34 WA	35 TSA
Powered Cloth Driver Seat (Flexsteel)		0	0	0	0	0	0
VCR		0	0	0	0	0	0
DVD Player		0	0	0	0	0	0

LIVING AREA/DINETTE

STANDARD EQUIPMENT ON ALL MODELS:

- Large Pull-out Storage Drawers in Booth Dinette
- Booth Dinette

	MODEL	28 DA	30 DA	31 DA	32 BA	34 WA	35 TSA
Cloth Cocktail Chair		S	NA	S	S	S	S
Cloth Easy Bed (Flexsteel)		0	S	S	S	S	S
Cloth Hide-a-bed		NA	NA	0	0	0	0
Free Standing Dinette		0	0	0	0	0	0
Sofa IPO Booth Dinette		0	NA	NA	NA	NA	NA

KITCHEN

STANDARD EQUIPMENT ON ALL MODELS:

- Single Lever Chrome Sink Faucet
- Double Bowl Kitchen Sink
- 3-Burner Cooktop with Oven
- Microwave
- 8 Cu. Ft. Refrigerator

	MODEL	28 DA	30 DA	31 DA	32 BA	34 WA	35 TSA
3-Burner Cooktop with Storage Beneath		0	0	0	0	0	0
Convection Microwave		0	0	0	0	0	0
8 Cu. Ft. Refrigerator with Ice Maker		0	0	0	0	0	0
Solid Wood Refrigerator Panels		0	0	0	0	0	0

BATH

STANDARD EQUIPMENT ON ALL MODELS:

- Medicine Cabinet
- Skylight in Shower
- Toilet
- Fiberglass Molded Tub or Shower

	MODEL	28 DA	30 DA	31 DA	32 BA	34 WA	35 TSA
Additional Fantastic Fan		0	0	0	0	0	0

BEDROOM

STANDARD EQUIPMENT ON ALL MODELS:

- Wardrobe
- Mirrored and/or Fabric Headboard
- Bed Comforter
- Inner Spring Mattress
- Carbon Monoxide Detector
- LPG Leak Detector
- Phone Jack

	MODEL	28 DA	30 DA	31 DA	32 BA	34 WA	35 TSA
Color TV		0	0	0	0	0	0
Bedroom Day / Night Shades		0	0	0	0	0	0
Mirrored Vanity		S	S	NA	S	S	NA

GENERAL INTERIOR

STANDARD EQUIPMENT ON ALL MODELS:

- Raised Panel Cabinet Doors
- Vinyl Headliner
- Oak Cabinet Solid Doors & Drawer Fronts
- Vinyl Tile Flooring in Kitchen & Bath
- Carpeting in Bedroom & Driver's Compartment
- Scotchgard® Treated Carpet and Fabrics
- Day / Night Pleated Shades in Living Room
- Power Roof Vents
- Tank Level Monitor System
- Smoke Detector
- 6-Gal DSI Gas / Electric Water Heater (Electric not available on units with a 4K generator)
- Compartment Door with Single Point Latch

	MODEL	28 DA	30 DA	31 DA	32 BA	34 WA	35 TSA
Natural Maple Cabinetry Solid Drawers and Drawer Fronts		0	0	0	0	0	0
Vacuum Cleaner System		0	0	0	0	0	0
One 30,000 BTU Ducted Furnace		S	S	NA	NA	NA	NA
One 35,000 BTU Ducted Furnace		NA	NA	S	S	S	S
Washer / Dryer		NA	NA	NA	NA	0	NA
Washer / Dryer Ready with Cabinet		NA	NA	NA	NA	0	NA